

# FISH ALIMENTATION OF THE CARANGIDAE FAMILY OF THE ESTUARINE LAGOON COMPLEX IN CANANÉIA, SÃO PAULO, BRAZIL

José Cláudio HÖFLING\*  
Luiza Ishikawa FERREIRA\*  
Francisco Borba RIBEIRO NETO\*\*  
Alfredo Martins PAIVA FILHO\*\*  
Cintia Paiva SOARES\*\*\*  
Mauricio Solera R. da SILVA..\*\*\*

## ABSTRACT

Estuaries are areas of great ecological importance owing to their biological productivity, which makes them important providers of fish and crustacean species of high economic value. They are also important for small-scale fishermen.

The objective of this study is to determine the eating habits of fish, which are found in Cananéia, São Paulo, Brazil, through stomach content analysis.

The trophic spectrum analysis of the Carangidae family species studied allows the basic alimentation of crustacean and fish eaters: **Selene setapins**, **S. vomer**, **Caranx latus**, **Oligoplites saliens** and **O. saurus**; crustacean and polychaete eaters for **Chloroscombrus chrysurus** and **Trachinotus goodei**; mollusks, crustaceans and fishes eaters for **Trachinotus carolinus** and mollusks and fishes for **Trachinotus falcatus**.

**Key words:** Fish alimentation, Ictiology, Cananéia, SP, Carangidae

## INTRODUCTION

There are important aspects in studying estuarine areas bordered by swamp areas with mangroves. The pioneer study at São Paulo Shore, by LUDERWALDT (1919), with the characterization of the source area and the living species, showed the possibility of several ecological studies of such nature.

They are great ecological importance areas owing to their high biological productivity, which

makes them important providers of fish and crustacean species of high economic value. **YANEZ-ARANCIBIA & SANCHES-GIL (1987)**, they are also important areas for small - scale fishermen (MOURÃO, 1971; RIBEIRONETO E OLIVEIRA, 1987; GRASSO, 1994).

In natural condition these ecosystems work as the base of a balanced source in biological relation that are vulnerable at men interface (YANES - ARANCIBIA & DAY, 1985; PAIVA FILHO, 1982).

(\*) Teachers at the Biology Department at PUC-Campinas - ICBQ

(\*\*) Teacher at the Oceanographic Institute from São Paulo University

(\*\*\*) Grant holder students from CEAP - PUC-Campinas - Biology Department  
E-mail Lzoobot@acad.puccamp.br

In the Cananéia region there are few studies about the fishes communities, as RADASEWSKY (1976); SINQUE & YAMANAKA (1982); ZANI - TEIXEIRA (1983) e CORREA (1987). The greatest part of the studies refers to the species biological aspects and/or families, particularly the ones of commercial value, as CARVALHO (1953); MONTES (1953); PINTO (1983); SADOWSKY (1958,1973); RICHARDSON & SADOWSKY (1960); MISHIMA & TANJI (1981,1982); GOMES and cols. (1993,a,b,1990,1992); JORDÃO and cols. (1992); SCORVO FILHO and cols. (1992); GODINHO and cols. (1993); HOFLING and cols. (1997,1998).

Therefore, by the increasing intensity of the human interference (harbours, anchorage, sewerage systems, commercial fishing and recreation fishing) at these ecosystems of high importance for many species surviving, even grows the necessity of more objective and discerning studies about these estuarine areas, above all those related to their conservation.

This work is part of a project about all the species arrested in the estuarine area concerning to their alimentation, reproduction and distribution, that will be published.

## MATERIAL AND METHODS

### \* Characterization of the studied area:

Cananéia estuarine lagoon complex is located in the south of São Paulo state, at 25° 01'S latitude and 47° 55' W longitude since the Ribeira river mouth of discharge until Ararapira Channel with about 110 km of length. It's composed by a system of lagoons and channels, is protected by Comprida and Cardozo Islands, surrounded in the east by Cubatão sea and in the south by Trapandé bay (Camargo, 1982).

According to Teixeira (1969) and Tundisi (1969) the region is considered as an estuarine lagoon complex, owing to the and instability condition estuarine zone characteristics and by the occurrence of coast lagoons in the south by Cananéia and in the north by Icapara. In the north there is a unique channels called Mar Pequeno divided in the south direction in two branches Cananéia sea and Cubatão sea. (Fig 1).

Cananéia Island has 27 Km of length and variable width from 1 to 5 Km. The surrounding channels have variable width from 1 to 3 Km and are about 4m of depth but in some areas they reach 20m of depth. The more shallow areas (below 4m) occupy opposite position to the deepest ones, and so, occur some groups of islands (Pai Matos, Boqueirão, Garça, Furadinho, etc).

Associated to these groups of islands, there are some mangrove areas that grow even at tide channels coast (SUGUIO e cols., 1987).

Studies have demonstrated the existence of sandy bars and owing to their instability many problems to the embarkation flow occur in Cananéia area. These sandy formation are constituted by sand selected by waviness of short wave length and the tops with their concavities turned to the bar indicating an internal regime of low energy and high resistance to draining. (TESSLER and cols., 1987).

Collects were realized at Cananéia Seas (called low estuary) and Cubatão (called high estuary) showing characteristics of high salty concentration beaches and low salty concentration rivers that run into mangrove areas. Seven collects were realized in the period from April 1994 to May 1995, using Albacora boat, of 14 meters of length, belonging to 10/USP.

The specimens were obtained by day capture in five points of bottom dragging (A1 to A5) and fifteen points for net throwing ("picaré"), 3 points (R1 to R3) realized in Taquari River and Itapitangui River and 2 points (B1 and B2) realized at Barra. The other points were distributed along Trapandé Bay, Itapitangui Sea and Cubatão Sea (C1 to C10) Fig.1.

Bottom dragging was realized in the estuary channel during 5 minutes and 2 knots of speed approximately, using a trap of 16,7m of length in a small fishing net (mesh of 30 mm).

Net throwing ("picaré") was realized in the marginal areas and sandbanks using a net of 42,70 m of length, 4,70 m of height and mesh of 12 mm ( 24 mm extended ).

All the stuff collected was conserved in ice and took to the laboratory at Base de Cananéia. A following selection was done, to identify the specimens according to FIGUEIREDO & MENEZES (1978, 1980) and MENEZES & FIGUEREDO (1980, 1985). Then, the fishes were measured and weighed.

Region Lagoon of Cananeia, SP - Brazil

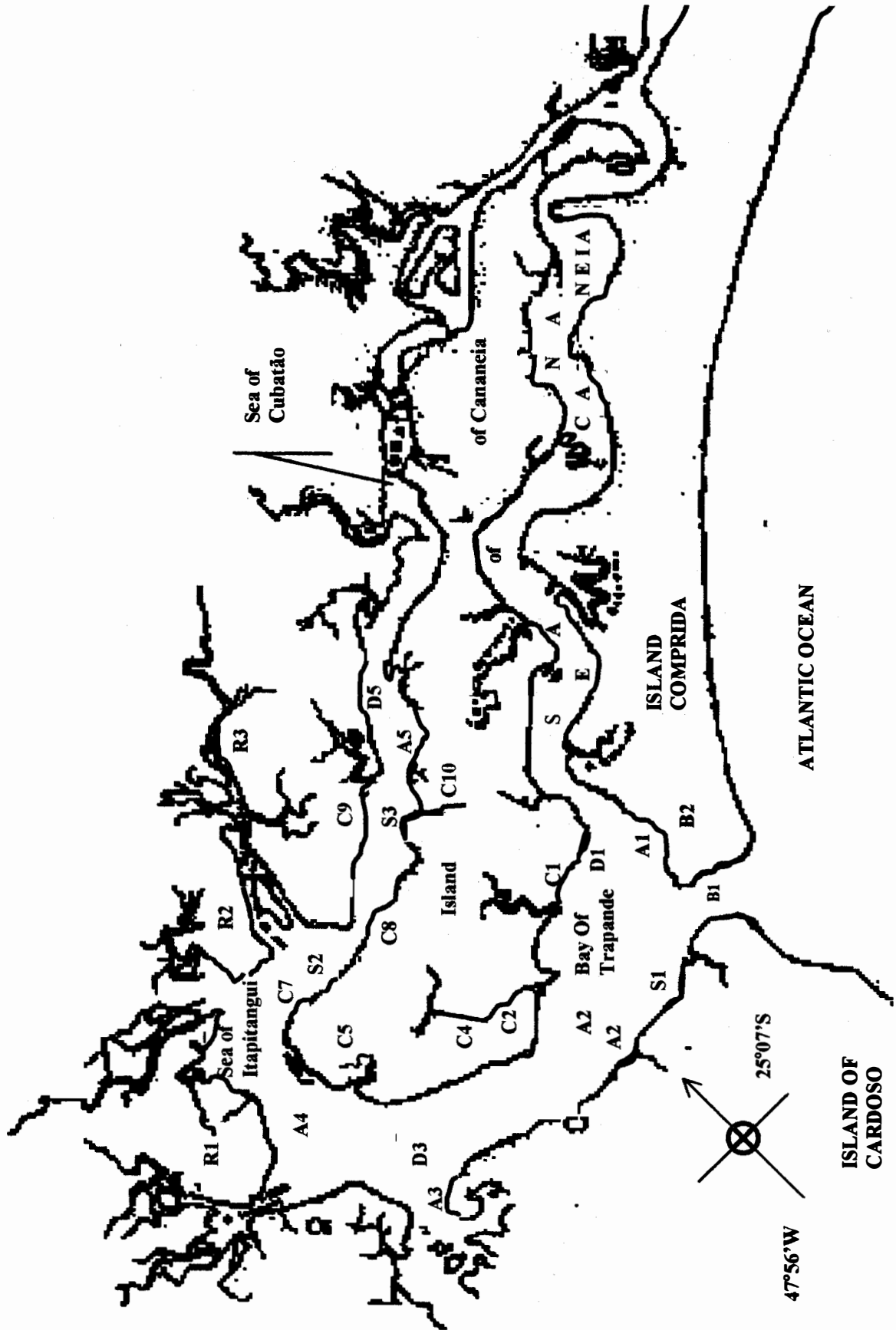


Figura 1 - Estuarine Lagoon Complex in Cananeia, São Paulo, Brazil

For quantitative and qualitative analysis of alimentation contents, stomachs were removed, tied not to lose the contents, and then, they were placed in neutralized formol 10% and took to the laboratory at PUC-Campinas, where they're examined by gravimetric determination of moist weight described by BENVENUTE (1990), that consists in placing the stomach content in a Petri dish, in a uniform way not exceeding 1 mm of thickness.

After, using a millimetred paper over the Petri dish is possible to determine the total area occupied by each item and therefore the weight of each item by direct relation of the total content weight by each item area.

For the identification of alimentation content items, the reference was BARNES (1984) and for each item was determined the occurrence frequency (O.F.) and relative frequency (R.F.) excluding the organic matter not identified (R.F").

## RESULTS AND DISCUSSION

Alimentation spectrum of *Selene setapinis* measuring from 50 to 150mm indicates that its nourishment is based on bentonic crustacean and fish (Tab. I, Fig. 2). RODRIGUES & MEIRA (1988) described for this species nourishment based on crustacean and fish while CARVALHO & SOARES (1997) described a diet based on planctonic fish and crustaceans.

The analysis of stomach contents for *Selene vomer*, measuring from 0 to 150 mm, indicates a nourishment based on crustacean and fish too. (Tab. I, Fig. 3), HUERTA-CRAIG (1986) described for this species a diet based on fish.

According to the alimentation spectrum, *Chloroscrombus chrysurus*, measuring from 50 to 150 mm, the nourishment is based on crustacean and polychaetes (Tab. I, Fig. 4). SOARES and cols. (1995) described for this species, while YANEZ-ARANCIBIA and SANCHES-GIL (1986) described a diet based on polychaetes and planctonic/bentonic crustaceans, FLORENTINO & SOARES(1997) described a diet based on copepods and fish.

For *Caranx latus*, measuring from 0 to 200 mm, the nourishment is based on fish and crustaceans (Tab. I, Fig. 5) HUERTA-CRAIG (1986) described for this species a nourishment based on fish (86%) and crustacean (14%), SAZIMA (1986) described *Caranx latus* as a crustacean eater.

For *Oligoplites saliens*, measuring from 50 to 200 mm, the nourishment is based on crustaceans and fish (Tab. I, Fig. 6) HUERTA-CRAIG (1986), determined a nourishment based on fish.

For *Oligoplites saurus*, measuring from 50 to 200 mm, the nourishment is based on crustaceans and fish (Tab. I, Fig. 7) AUSTIN & AUSTIN (1971), determined for individuals measuring less then 50 mm a diet based on planctonic crustaceans. SAZIMA described the nourish habit for this species as a scale eater when younger and fish and crustacean eater when adult. RANDALL (1967) BEEBE and TEE-VAN (1928) and SPRINGER and WOODBURN (1960), described for this species an alimentation based on fish while CARR & ADAMS (1973) affirm that initially it's a plankton eater, copepods and misidaceae correspond 96% of the stomach contents for individuals measuring from 21 to 25 mm, fish and scale (58 – 67%) for individuals measuring from 26 to 40 mm and a diet based on fish for individuals measuring from 61 to 101 mm, indicating a possible reduction in the filtrating activity for bigger specimens. Our results obtained are in accord to the results obtained by the mentioned authors.

The alimentation spectrum for *Trachinotus carolinus* measuring from 0 to 150mm, indicates nourishment based on mollusks, crustacean and fish (Tab. I fig 8) ARMITAGE & ALEVIZON (1980) described for the youngster a diet of bivalves and crustacean and for the adults a diet of bivalves, while HUERTA-CRAIG (1986) described a diet based on gastropods.

According to GOBERNA (1987), DE LANCEY (1989), MONTEIRO Y RODRIGUES (1990) in DANEMANN (1993) the species for *Trachinotus* gender the nourishment is based on zooplanktonic organisms as copepods, decapods, polychaetes, bivalves and fish larva.

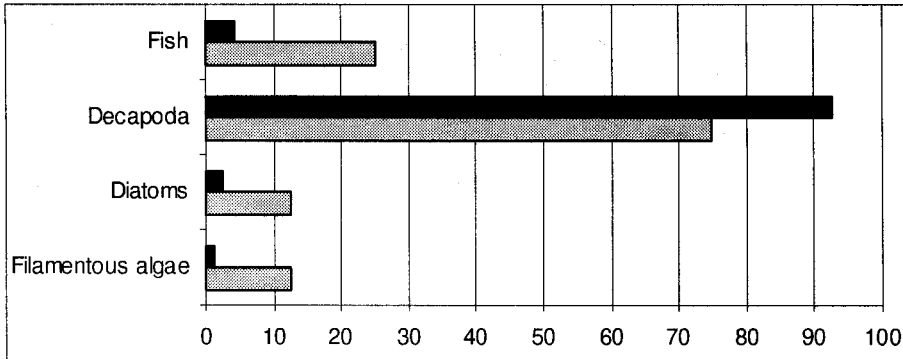
For *Trachinotus falcatus*, measuring from 0 to 250mm the nourishment is based on mollusks and fish (Tab. I, Fig. 9). Qualitative studies about this species alimentation indicate bentonic invertebrates including worms, mollusks, crustacean and eventually echinoderms. (HILDEBRAND & SCHROEDER 1928; LINGLEY & HILDEBRAND, 1941; SPRINGER & WOODBURN, 1960; FINUCANE, 1969). AUSTIN & AUSTIN (1971) described a diet based on mollusks and crustacean while CARR & ADAMS (op cit.) affirm that youngsters measuring from 15 to 20mm, probably eat plankton, individuals measuring from 26 to 35mm eat coast fish and bigger individuals eat bentonic invertebrates as gastropods and crabs. According to SAZIMA (op. cit.) *Trachinotus falcatus* eat bottom organisms and live in small groups.

**Table 1** - The trophic spectrum of Carangidae species from the Estuarine Lagoon Complex in Cananea - SP - Brazil, OF = Occurrence Frequency; FR" Relative Frequency excluding the organic matter and sand.

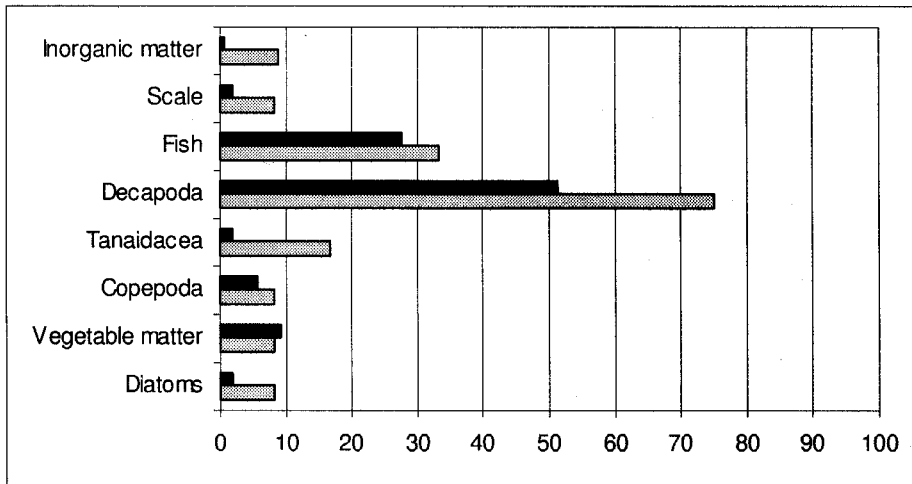
Species	<i>Selene setapinis</i>			<i>Selene vomer</i>			<i>C. chrysurus</i>			<i>Caranx latus</i>			<i>Oligoplitis saliens</i>		
	05 a 15 cm			0 a 15 cm			05 a 15 cm			0 a 20 cm			05 a 20 cm		
Trophic category/ measure	FO	FR	FR"	FO	FR	FR"	FO	FR	FR"	FO	FR	FR"	FO	FR	FR"
filamentous algae	12,50	0,93	1,15												
Diatoms	12,50	1,87	2,31	8,33	1,66	1,83	8,57	0,06	0,17						
Vegetable matter				8,33	8,33	9,18	8,57	0,45	1,26	9,09	0,06	0,07	6,45	0,61	0,96
polichaeta							14,28	3,63	10,15						
Copepoda				8,33	5,16	5,69	51,42	28,41	79,45	18,18	1,58	1,91	29,03	16,75	26,40
Ostracoda							8,57	0,10	0,28						
Isopoda				16,66	1,83	2,02	5,61	0,06	0,17						
Tanaidacea				75,00	46,52	51,28							3,22	0,40	0,63
Decapoda	75,00	74,87	92,52				11,42	2,89	8,08	63,63	38,75	46,85	41,93	10,76	16,96
Amphipoda							2,85	0,01	0,02				3,22	0,04	0,06
Gastropoda															
Bivalves				33,33	25,00	27,56	2,85	0,01	0,03						
Fish	25,00	3,25	4,20	8,33	1,66	1,83				45,45	42,32	51,17	9,67	8,73	3,60
scale							2,85	0,03	0,08				16,12	7,49	11,81
Mematode							2,85	0,06	0,17				6,45	0,22	0,35
Platyhelminthes							2,85	0,04	0,11						
Insects				33,33	9,25								51,51	35,29	
Organic matter	25,00	17,81					85,71	54,50		18,18	17,27		3,22	1,96	
Sand	12,50	1,25		8,83	0,55	0,61	34,28	9,73							
Inorganic matter													12,90	12,90	20,33
fish egg													9,67	5,64	8,89
Chaetognatha															

**Table 1** - Continuity - The trophic spectrum of Carangidae species from the Estuarine Lagoon Complex in Cananeia - SP - Brazil, OF = Occurrence Frequency; FR" Relative Frequency excluding the organic matter and sand.

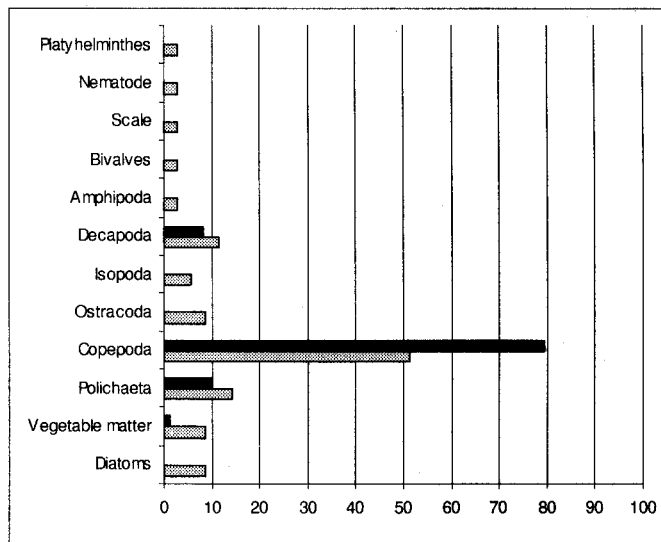
Species	<i>Oligoplitis saurus</i>			<i>T. carolinus</i>			<i>T. falcatus</i>			<i>T. goodel</i>		
	05 a 20 cm			0 a 15 cm			05 a 15 cm			0 a 20 cm		
Trophic category/ measure	FO	FR	FR"	FO	FR	FR"	FO	FR	FR"	FO	FR	FR"
filamentous algae	5,55	0,75	1,14	13,83	1,18	2,08	7,69	0,38	0,62			
Diatoms										14,30	0,07	0,30
Vegetable matter				6,67	0,14	0,25						
polichaeta	5,55	0,39	0,59	3,33	0,02	0,04				14,50	0,71	3,00
Copepoda										14,30	0,11	0,46
Ostracoda												
Isopoda										14,30	1,57	8,09
Tanaidacea												
Decapoda	33,33	18,29	27,69	13,33	3,94	6,95				14,30	0,23	0,97
Amphipoda										14,30	2,14	9,03
Gastropoda				36,67	12,13	21,39	7,69	2,31	3,75			
Bivalves				70,00	35,97	63,43	6,23	43,42	70,52			
Fish	33,33	21,02	31,82	3,33	3,33	5,87	15,38	15,38	24,98			
scale	38,89	25,55	38,68							14,30	0,71	3,00
Nematode	5,55	0,06	0,09				7,69	0,08	0,13			
Platyhelminthes										42,80	1,73	7,30
Insects										42,80	12,13	51,20
Organic matter	50,00	30,20		76,67	42,78		84,61	40,48		100,00	76,26	
Sand	5,55	3,72		20,00	0,48					42,80	4,29	
Inorganic matter												
fish egg												
Chaetognatha												



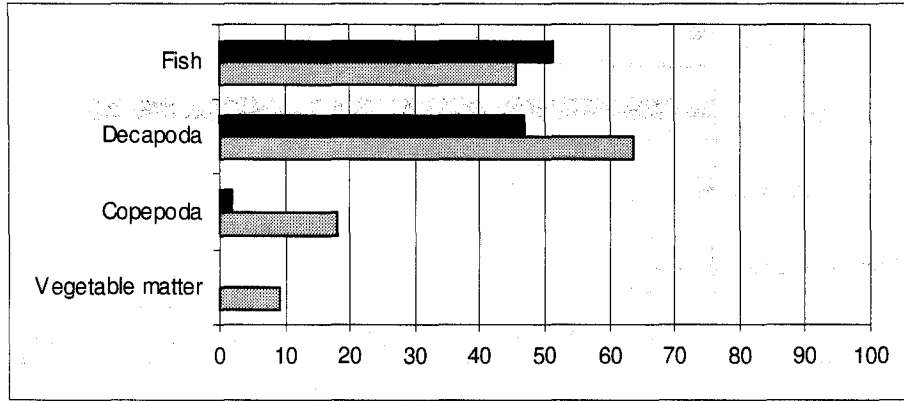
**Figura 2** - Occurrence Frequency (OF-grey bar) and Relative Frequency (RF" - black bar) excluding organic matter and sand from the alimentation for *Selene setapinis*



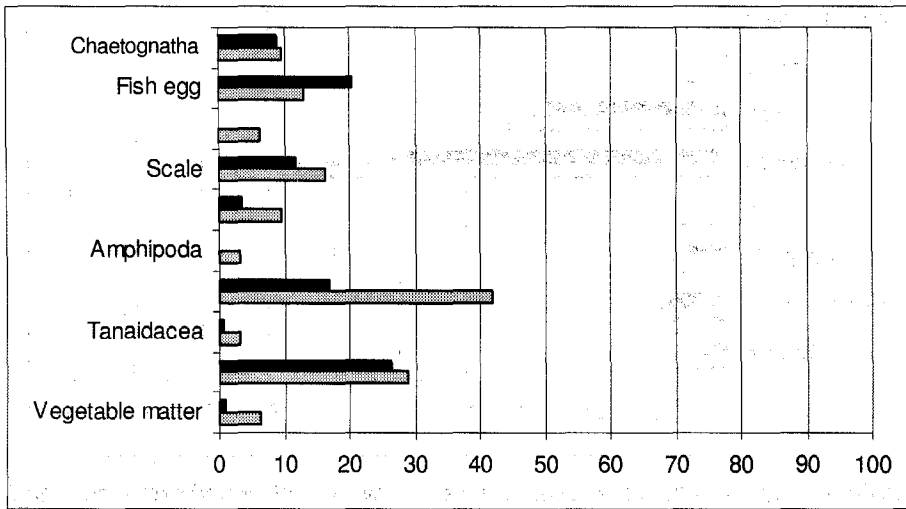
**Figura 3** - Occurrence Frequency (OF-grey bar) and Relative Frequency (RF" - black bar) excluding organic matter and sand from the alimentation for *Selene vomer*



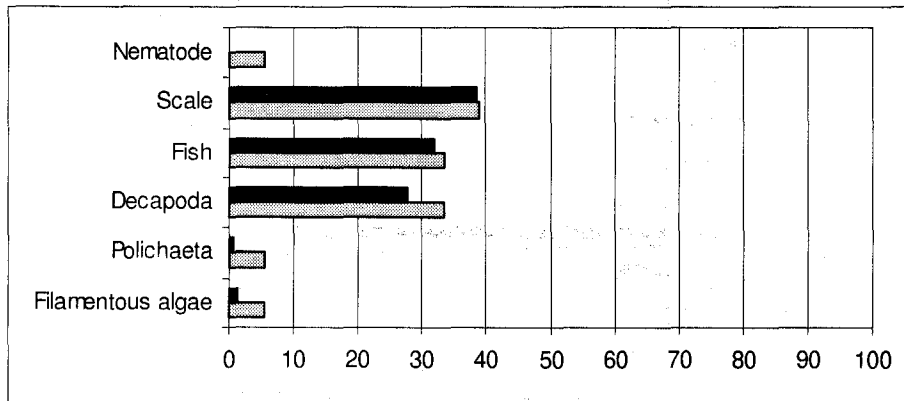
**Figura 4** - Occurrence Frequency (OF-grey bar) and Relative Frequency (RF" - black bar) excluding organic matter and sand from the alimentation for *Chloroscombrus chrysurus*



**Figura 5** - Occurrence Frequency (OF-grey bar) and Relative Frequency (RF" - black bar) excluding organic matter and sand from the alimентация for *Caranx latus*

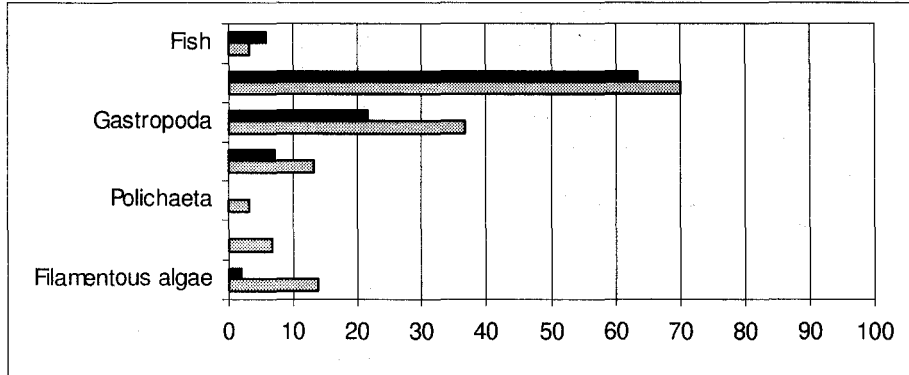


**Figura 6** - Occurrence Frequency (OF-grey bar) and Relative Frequency (RF" - black bar) excluding organic matter and sand from the alimентация for *Oligoplitis saliens*

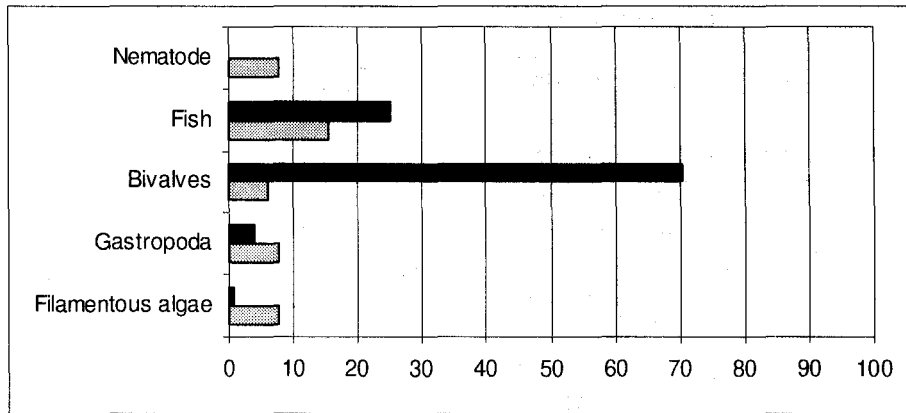


**Figura 7** - Occurrence Frequency (OF-grey bar) and Relative Frequency (RF" - black bar) excluding organic matter and sand from the alimентация for *Oligoplitis saurus*

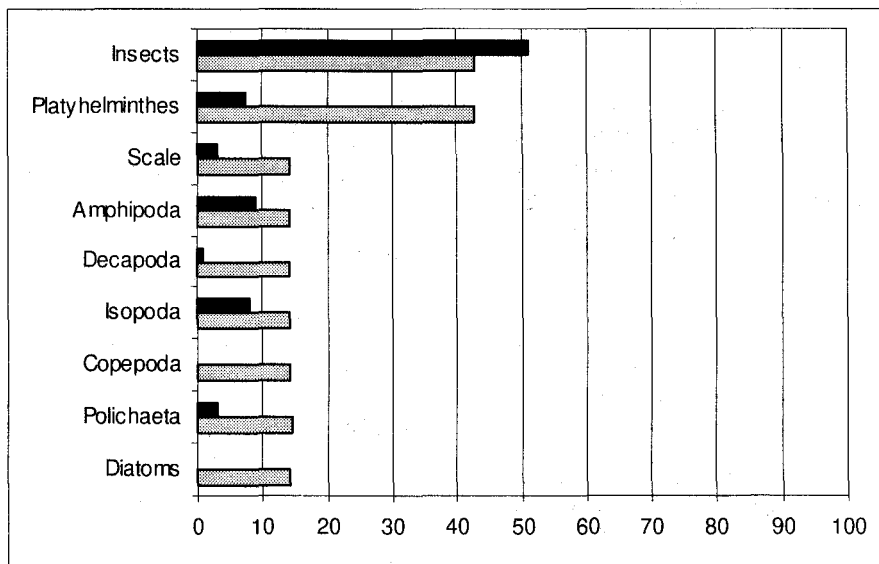




**Figura 8** - Occurrence Frequency (OF-grey bar) and Relative Frequency (RF" - black bar) excluding organic matter and sand from the alimentation for *Trachinotus carolinus*



**Figura 9** - Occurrence Frequency (OF-grey bar) and Relative Frequency (RF" - black bar) excluding organic matter and sand from the alimentation for *Trachinotus falcatus*



**Figura 10** - Occurrence Frequency (OF-grey bar) and Relative Frequency (RF" - black bar) excluding organic matter and sand from the alimentation for *Trachinotus goodei*

For **Trachinotus goodei** measuring from 50 to 200mm, the diet is based on insects, benthic invertebrates (Tab. I fig. 10).

Items as **Emerita** spp, **Donax** spp and a variety of mollusks are part of **T. falcatus**, **T. carolinus** and **T. goodei** food habits. (FINUCANE, 1970; BELLINGER & AVAULT, 1971; ARMITAGE & ALEVISON, op. cit.; HELMER and cols., 1982).

## BIBLIOGRAPHY

- ARMITAGE, T.M. & ALEVISON W.S. 1980. The dieta of Florida Pompano (**Trachinotus carolinus**) along the coast of Central Florida. *Florida Sci.* **43**(1):19-26.
- AUSTIN, H. & AUSTIN, S. 1971. The feeding habitats of some juvenile marine fishes from the mangrove in western Puerto Rico. *Carib J. Sci.* **11** (3-4): 171-178.
- BARNES, R.D. 1984. **Zoologia dos Invertebrados** 4ª ed. da Livraria Roca Ltda. São Paulo 1179 p..
- BEEBE, W. E TEE-VAN. 1928. The fishes of Port-au-Prince, Haiti, with a summary of the known species of marine fishes of the island of Haiti and Santo Domingo. *Zoologica* **10**(1) 1-279.
- BELLINGER, J.W. & AVAULT, J.W. 1971. Food habitats of juvenile Pompano. **Trachinotus carolinus**, in Louisiana.. *Trans Am. Fish Soc.* **100**(3):486-494.
- BENVENUTE, M. de A. 1990. Hábitos alimentares de peixes-rei (Atherinidae) na região estuarina da Lagoa dos Patos, RS, Brasil. *Atlântica*, Rio Grande, **12** (1): 79-102.
- CAMARGO, T.M..1982. Comunidades naturais de raízes de mangue vermelho (**Rizophora mangle**, L.) e experimentos com substratos artificiais na região de Cananéia (25° Lat. S), Brasil. Dissertação de Mestrado. USP. IO. 102 p.
- CARR, W.E.S. & ADAMS, C.A. 1973. Food habitats of juvenile marine fishes occupying seagrass beds in the estuarine zone near Crystal River, Florida. *Trans. Amer. Fish. Soc.* N° 3.
- CARVALHO, J. de P.. 1953. Alimentação de **Xenomelaniris brasiliensis** (Quoy e Gaim) (Pisces-Mugiloidae-Atherinidae). *Bolm.Inst. Oceanogr.*, S. Paulo. **4** (1/2): 127-146.
- CARVALHO, M. R. de & SOARES, L. S. H. 1997. Alimentação da palombeta **Chloroscombrus chrysurus** (Linnaeus, 1766) e do galo **Selene setapinis** (Mitchell, 1815) da região do sudeste do Brasil. **Resumos do XII Encontro Brasileiro de Ictiologia IO. USP. Pg. 31.**
- CORREA, M.E.M..1987. Ictiofauna da Baía de Paranaguá e adjacências (Litoral do Estado do Paraná-BR). Levantamento e Produtividade. Dissertação de Mestrado. Universidade Federal do Paraná. 2 vols.
- DANEMANN, G.D. 1993. Características generales de la dieta de la palombeta **Trachinotus rhodopus** (Perciformes, Carangidae) *Rev. Biol. Trop.* **41**(3): 811-815.
- DE LANCEY, L.B. 1989. Trophic relationships in the surf zone during the summer at Folly Beach South Carolina. *J. Coast. Res.* **5**: 477-488.
- FIGUEIREDO, G.M.de & VIEIRA, J.P. 1997. Cronologia e Dieta alimentar de juvenis e subadultos de **Micropogonias furnieri** (Sciaenidae no Estuário da Lagoa dos Patos, RS. Resumos do XII Encontro de Ictiologia. USP. IO
- FIGUEIREDO, J.L. & MENEZES N.A. 1978. Manual de peixes marinhos do Sudeste do Brasil. II. Teleostei (1). Museu de Zoologia da Universidade de São Paulo.
- \_\_\_\_\_ 1980. Manual de peixes marinhos do Sudeste do Brasil. II. Teleostei (2). Museu de Zoologia da USP
- FINUCANE, J.H. 1969. Ecology of the pompano (**Trachinotus carolinus**) and the permit (**T. falcatus**) in Florida. *Trans. Amer. Fish Soc.* **98**(3) : 478-486.
- FINUCANE, J.H. 1970. Pompano mariculture in Florida. Contribution Bureau of Com. **Fish Biol. Lab.**, St. Petersburg Beach, Fla 33706, **54**:135-143.
- FLORENTINO, H.A. & SOARES, L.S.H. 1997. Variação sazonal da alimentação de quatro espécies de peixes do canal de São Sebastião, Estado de São Paulo. **XII Encontro Brasileiro de Ictiologia. IO. USP pg. 39.**
- GLENN, C.L. & WARD, F.J..1968. "Wet" weight as a method measure of stomach contents of walleyes **Stizostedion vitreum vitreum** *J. Fish Res. Bd. Can.* **23** (7):1505-1507.
- GODINHO, H.M.; KAVAMOTO, E.T.; ANDRADE-TALMELLI, E.F.; SERRALHEIRO, P.C.S.; PAIVA, P. & FERRAZ, E.M..1993. Induced

- spawning of the mullet **Mugil platanus** Gunther, 1880, in Cananéia, São Paulo, Brazil. **Bolm. Inst. Pesca**, S. Paulo, 20 : 59 - 66.
- GOBERNA, E. 1987. Stomach contents in juveniles fishes. A comparative analysis. **Publ. Com. Tec. Mixta Frente Marit. (Argent./Urug.)** 3: 93-101.
- GOMES, V.; PHAN, V.N. & PASSOS, M.J.A.C.R.. 1990. Karyotype of a marine catfish, **Bagre bagre** from Brazil. **Japan J. Ichthyol** 37 (3): 321-323.
- \_\_\_\_\_. 1992. The karyotype of **Cathorops sp** a marine catfish, from Brazil. **Bol. Inst. Oceanogr.**, S. Paulo, 40 (1/2): 87-91.
- GOMES, V.; VAZZOLER, A.E.A de M. & PHAN, V.N.. 1983a. Estudos cariotípicos de peixes da família Sciaenidae (Teleostei, Perciformes) da região de Cananéia, SP, Brasil. I. Sobre o cariótipo de **Micropogonias furnieri** (Desmarest, 1823). **Bolm. Inst. Oceanogr. S. Paulo**, 32 (2): 137-142.
- \_\_\_\_\_. 1983b. Estudos cariotípicos de peixes da família Sciaenidae (Teleostei, Perciformes) da região de Cananéia, SP. Bbrasil, II Sobre o cariótipo de **Menticirrhus americanus** (Linnaeus, 1758). **Bolm. Inst. Oceanogr. S. Paulo**, 32 (2): 187-191.
- GRASSO, M. 1994. Avaliação econômica do ecossistema: complexo estuarino-lagunar de Cananéia, um estudo de caso. Dissertação de Mestrado. Instituto Oceanográfico. USP. 171 p..
- HILDEBRAND, S.F. e SCHROEDER, W.C. 1928. Fishes of Chesapeake Bay. **Bull. U.S. Bur. Fish.** 43: 1-366.
- HELMER, J.L., ZAMPROGNO, C. & TEIXEIRA, R.L. 1982. Ocorrência e relação alimentar entre jovens de **Trachinotus** (Carangidae, Perciformes) na praia de Camburi, ES, **Atlântica** 5(2): 58. resumo.
- HOFLING, J.C.; FERREIRA, L.I.; RIBEIRO-NETO, F.B.; PAIVA-FILHO, A.M.; MARTINHO, L.R. & DONZELI, V.P. 1997. Alimentação de peixes da Família Scianidae do Complexo Estuarino Lagunar de Cananéia, SP, Brasil. **Bioikos** 11 (1,2): 7-21.
- HOFLING, J.C.; FERREIRA, L.I.; RIBEIRO-NETO, F.B.; PAIVA-FILHO, A.M.; LIMA, P.A.B. & GIBIN, T.E. 1998. Alimentação de Peixes da Família Gerreidae do Complexo Estuarino-Lagunar De Cananéia, SP., Brasil. **Bioikos** 12 (1): 7-18.
- HUERTA-CRAIG, I.D. 1986. Estudo sobre a alimentação de espécies de peixes das Famílias Ariidae, Carangidae, Gerreidae, Sciaenidae, Trichiuridae, Bothidae e Solenidae, no estuário de S. Vicente, SP. Dissertação de Mestrado. IO. USP. 224 p.
- JORDÃO, L.C.; OLIVEIRA, C.; FORESTI, F. & GODINHO, H.M. 1992. Caracterização citogenética da tainha **Mugil platanus** (Pisces, Mugilidae). **Bolm. Inst. Oceanogr. S. Paulo**, 19: 63-66.
- LONGLEY, W.H. e HILDEBRAND, S.F.. 1941. Systematic catalogue of the fishes of Tortugas, Florida with observations on color, hab tats, and local distributions. **Pap. Tortugas Lab.** 34: 1-331 (Publ. 535, Carnegie Institute, Washington, D.C.).
- LUDERVALDT, H.. 1919. Os manguezais de Santos. **Revta. Mus. Paul.** 11: 309-408.
- MENEZES, N.A. & FIGUEIREDO, J.L. 1980. Manual de peixes do Sudeste do Brasil, IV. Teleostei (3). Museu de Zoo da USP.
- \_\_\_\_\_. 1985. Manual de peixes do Sudeste do Brasil. V. Teleostei (4). Museu de Zoologia da USP.
- MISHIMA, M & TANJI, S.. 1981. Distribuição geográfica dos bagres marinhos (Osteichthyes, Ariidae) no complexo estuarino lagunar de Cananéia (25° S, 48° W). **Bolm Inst. Pesca** 8 (único): 157-172.
- \_\_\_\_\_. 1982. Nicho alimentar de bagres marinhos (Teleostei, Ariidae) no Complexo estuarino lagunar de Cananéia (25° S, 48° W). **B. Inst. Pesca** 9 (único): 131-140).
- MONTEIRO, C. & RODRIGUEZ, L.P. 1990. Seasonal and ontogenetic variation in food habitats of juvenile **Trachinotus marginatus** Curvier, 1832 (teleostei, Carangidae) in the surf zone of Cassino Beach, RS, Brasil. **Atlântica** 12: 45-54.
- MONTES, M. DE L.A.H.. 1953. Notas sobre a alimentação de alevinos de sardinhas verdadeiras, **Sardinella aurita** (Cuv. e Val.). **Bolm. Inst. Oceanogr.**, S. Paulo, 4(1/2): 161-180.
- MOURÃO, F.A.A.. 1971. Pescadores do Litoral Sul do Estado de São Paulo. Tese de doutorado.

- Faculdade de Filosofia, Ciências e Letras.  
Universidade de São Paulo. 2 vols.
- PAIVA-FILHO, A.M.. 1982. Estudo sobre a ictiofauna do Canal de Barreiros, Estuário de S. Vicente, SP. Tese de Livre-Docência. Instituto Oceanográfico. USP. 189 p..
- PINTO, S.Y.. 1958. Um novo *Bleniidae* do litoral de São Paulo, Brasil (Actinopterygii, Perciformes). **Bolm. Inst. Oceanogr.** S. Paulo, 9 (1/2): 39-49.
- RADASEWSKY, A. 1976. Considerações sobre a captura de peixes por um cerco fixo em Cananéia, São Paulo, Brasil. **Bolm. Inst. Oceanogr.**, S. Paulo, 25 (1): 1-28.
- RANDALL, J. E. 1967. Food habitats of reef fishes of the West Indies. **Stud. Trop. Oceanogr. Univ. Miami** 5: 665-847.
- RIBEIRO-NETO, F.B. & OLIVEIRA, M.F. 1989. Estratégias de sobrevivência de comunidades litorâneas em regiões ecologicamente degradadas: o caso da baixada Santista. Programa de Pesquisa e Conservação de Áreas Úmidas no Brasil. **Série Estudos de Caso**, nº 1: 132 p..
- RICHARDSON, I.D. & SADOWSKY, V.. 1960. Note on the sampling of sardine (*Sardinella allecia*) at Cananéia, State of São Paulo, Brazil. **Bolm. Inst. Oceanogr.** , S. Paulo, 10 (1) : 87-97.
- SADOWSKY, V..1958. Ocorrência do "cumurupin" *Megalops atlanticus* Val. na região lagunar de Cananéia. **Bolm. Inst. Oceanogr.**, S. Paulo 9 (1/2): 61-63.
- \_\_\_\_\_, 1973. Vorkommen junger *Sardinella aurita* in brack-wasser der Lagunen von Cananéia (Brasilien). **Zool. Anz.**, 191 (3/4) : 182-183.
- SAZIMA, I. 1986. Similarities in feeding behaviour between some marine and freshwater fishes in two tropical communities. **J. Fish Biol.** 29:53-65.
- SCORVO FILHO, J.D.; ALMEIDA DIAS, E.R.; AYROSA, L.M.S. & COLHERINHAS, P.F..1992. Efeito da densidade sobre o desenvolvimento de alevinos de tainha listrada *Mugil platanus* em água doce. **Bolm. Inst. Pesca**, S. Paulo, 19: 105-109.
- SEGUIO, K.; TESSLER, M.G.; FURTADO, V.V.; ESTEVEZ, A.C. SOUZA, L.A.P.1987. Perfilagens geofísicas e sedimentação na área submersa entre Cananéia e a Barra de Cananéia. **Bolm. Inst. Oceanogr.** USP. XXIII (2): 235-239.
- SINQUE, C. & YAMANAKA, N..1982. Fish eggs and larvae survey of Cananéia Estuary. São Paulo, Brazil. **Arq. Biol.Tecnol.** 23 (3/4)
- SOARES, L.S.H.; RAMOS, F.V.; PINTO, Y.A.; FLORENTINO, H.A.; LUCATTO, S.H.B. e MUTO, E.Y. 1995. Grupos tróficos da ictiofauna do canal de São Sebastião, E.S.P. **Resumos do XI Encontro Brasileiro de Ictiologia**. PUCCAMP.
- SPRINGER. V.G. e WOODBURN, K.D. 1960. An ecological study of the fishes of the Tampa Bay area. **Fla. State Bd. Conserv. Mar. Lab. Prof. Pap.** 1: 1-104.
- TEIXEIRA, C. 1969. Estudo sobre algumas características do fitoplâncton da região de Cananéia e seu potencial fotossintético. Tese de Doutorado. USP.
- TESSLER, M. G. ; SEGUIO, K. & ROBILOTTA, P.R.. 1987. Teores de alguns elementos traços metálicos em sedimentos pelíticos da superfície do fundo da região lagunar de Cananéia Iguape (SP). Dissertação de Mestrado, Instituto de Geociências, USP. 2 vols. 255-263.
- TUNDISI, J.G..1969. Plankton stuarines in a mangrone environment; its biology and primary producton. **Mem. Simp. Internacional Lagunas Costeiras**, UNAM. UNESCO: 485-494
- YÁNEZ-ARANCÍBIA, A. & DAY, J.W. 1985. Coastal Lagoons and estuaries as as environment for nekton. In: Yáñez-Arancibia, A. (Ed.). **Ecologia de comunidades de peces en estuários y lagunaes costeras, hacia una integracion de ecosistemas**. UNA. Press, México. 17-34.
- YÁNEZ-ARANCÍBIA, A. & SANCHEZ-GIL, P. 1987. Los peces demersales de la plataforma continental del sur del Golfo del México. 1. Caracterización ambiental, ecología y evaluación de las especies, poblaciones y comunidades. **Publicaciones especiales Inst. Cien. Mar Limnol.**, UNAM. **230 p.**
- ZANI-TEIXEIRA, M. L. 1983. Contribuição ao conhecimento da ictiofauna da Baía de Trapandé, complexo estuarino-lagunar de Cananéia, SP.. Dissertação de Mestrado. Universidade de São Paulo, Instituto Oceanográfico.